




# Specifications

## "S" Lanco

Landis Solutions LLC  
 360 South Church Street  
 Waynesboro, PA 17268-2610  
 Toll Free:  
 USA: +1.800.358.3500  
 Fax: +1.888.718.2922  
 Canada: +1.888.828.6340  
 e-mail: [info@Landis-Solutions.com](mailto:info@Landis-Solutions.com)

- S Lanco heads are recommended where taper threads of maximum accuracy and longer length, such as API, must be produced.
- Four sizes to thread 1/8" to 6" pipe.
- Threads are produced by a receding cam mechanism which expands the chasers on diameter to produce a thread taper which corresponds to that required on the workpiece being produced.
- Chaser cuts only on the throat and first full thread and with the receding motion produces a truly conical thread without chaser leave-off marks.
- Can be applied to Landmacos or automatic, double-end high production tube mill units equipped with leadscrew or power feed.
- Can be equipped with optional cams to produce straight and special taper threads.



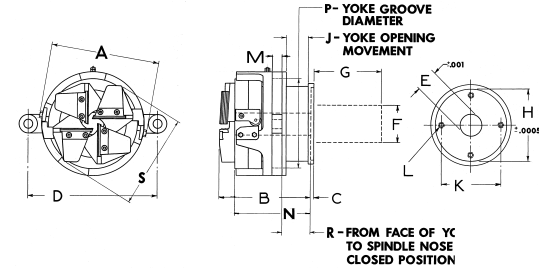
### Specifications

	3/4" 6S	1-1/2" 12S	2-1/2" 20S	6" 48S
Range—Pipe Sizes	1/8 to 3/4	1/4 to 1-1/2	1/2 to 2-1/2	1-1/4 to 6
Coarsest Pitch—Thds. per inch	11-1/2	8	8	8
Maximum Taper—Inches per foot	3/4	2	2	2
Maximum Thread Length—Inches	1-1/4	2-1/4	2-1/4	3-3/8
Maximum Thread Length—mm	32	57	57	85.9
Weight—Lbs.	37	169-1/2	247-1/2	634-3/4
Weight—Kgms.	16.78	76.88	112.26	287.92

### Dimensions

Dimensions	3/4" 6S	1-1/2" 12S	2-1/2" 20S	6" 48S
A	6-7/16	11-5/8	14-1/8	18-7/8
**B-1	6-41/64	10-5/16	†11-63/64	14-55/64
**B-2	7-1/16	10-5/16	†12-63/64	14-55/64
C	1/2	3/8	3/8	3/8
D	—	16-7/8	17-1/4	21-3/4
E	1-5/16	1-15/16	2-5/8	7
F	*	—	—	—
G	*	—	—	—
H	3-5/16	7	8-3/4	11
J	1-23/32	2-15/16	2-3/4	4-13/32
K	3-3/4	5-7/8	7-1/4	9-3/4
L	5/16 U.N.C.	9/16 U.N.C.	5/8 U.N.C.	5/8 U.N.C.
M	1/2	—	—	—
N	5-1/8	8-1/2	9-1/4	12-5/8
P	5	8-7/8	11-1/4	15-7/8
R	2-1/32	3-17/32	3-1/2	5-9/32
S	5-7/8	10-5/8	12-13/16	17-15/16

\*Shanks will be supplied upon order.  
 \*\*B-1 Dimension based upon the use of standard range Pipe Chaser Holders.  
 \*\*B-2 Dimension based upon the use of maximum range oversize Chaser Holders.  
 †When using wedge type chaser, dimension is 11-7/8".  
 ‡When using wedge type chaser, dimension is 13".






# Specifications

## "S" Lanco

Landis Solutions LLC  
 360 South Church Street  
 Waynesboro, PA 17268-2610  
 Toll Free:  
 USA: +1.800.358.3500  
 Fax: +1.888.718.2922  
 Canada: +1.888.828.6340  
 e-mail: [info@Landis-Solutions.com](mailto:info@Landis-Solutions.com)



### 3/4" 6S Receding Chaser LANCO - Standard Chaser Holders\*K

RANGE	THREAD FORM	HELIX ANGLE	CHASER SIZE	RIGHT-HAND		LEFT-HAND	
				HOLDER PART NO.	GAGE PART NO.	HOLDER PART NO.	GAGE PART NO.
1/8 to 3/8	TAPER PIPE	2°	15/16 x 2-1/8	LSB060432G	LOC060183	LNS0B060433G	LNSOC060186
1/2 to 3/4	TAPER PIPE	1-1/4°	15/16 x 2-1/8	LSB060434G	LOC060183	LNS0B060438G	LNSOC060186
1 to 2*	TAPER PIPE	1°	15/16 x 2-1/8	LNS0B054499G	LOD024969	-	-

\*Oversize Holders

### 1-1/2" 12S Receding Chaser LANCO - Standard Chaser Holders\*K

RANGE	THREAD FORM	HELIX ANGLE	CHASER SIZE	RIGHT-HAND		LEFT-HAND	
				HOLDER PART NO.	GAGE PART NO.	HOLDER PART NO.	GAGE PART NO.
1/8 to 3/4	PIPE†	1-3/4°	1-3/64 x 4	LNS0B060456I	LOC109157	-	-
1 to 2	PIPE†	1°	1-3/64 x 4	LNS0B094821I	LOC109158	-	-
2-1/2*	PIPE†	3/4°	1-3/64 x 4	LNS0B094599I	LOC109158	-	-

\*Straight Holders Using Tapered Chasers

\*\*Oversize Built-Up Holders

†Optional cams required to produce straight pipe threads

### 2-1/2" 20S Receding Chaser LANCO - Standard Chaser Holders\*K

RANGE	THREAD FORM	HELIX ANGLE	CHASER SIZE	RIGHT-HAND		LEFT-HAND	
				HOLDER PART NO.	GAGE PART NO.	HOLDER PART NO.	GAGE PART NO.
1/4 to 3/4	PIPE†	1-3/4°	1-3/64 x 4	LNS0B060473I	LOC109160	-	-
1/2 to 3/4	PIPE†	1-3/4°	1-3/64 x 4	LNS0B060473I	LOC109160	-	-
1 to 2	PIPE†	1°	1-3/64 x 4	LNS0B095389I	LOC069869	-	-
2-1/2	PIPE†	3/4°	1-3/64 x 4	LNS0B095030I	LOC069844	-	-
3 to 4**	PIPE†	3/4°	1-3/64 x 4	LNS0B095043I	LOC109161	-	-

\*Straight Holders Using Tapered Chasers

\*\*Oversize Built-Up Holders

†Optional cams required to produce straight pipe threads

### 6" 48S Receding Chaser LANCO - Standard Chaser Holders\* 6 Chasers Per Set\*K

RANGE	THREAD FORM	HELIX ANGLE	CHASER SIZE	RIGHT-HAND		LEFT-HAND	
				HOLDER PART NO.	GAGE PART NO.	HOLDER PART NO.	GAGE PART NO.
1-1/4 to 2	NPT PIPE**	1°	1-3/64 x 4	LNS0B066866I	LOC066867	-	-
2-1/2 to 3-1/2	NPT PIPE**	3/4°	1-3/64 x 4	LNS0B056746I	LOC056749	-	-
4 to 4-1/2	NPT & NPSM PIPE**	1/2°	1-3/64 x 4	LNS0B056747I	LOC056750	-	-
5 to 6	NPT PIPE**	1/2°	1-3/64 x 4	LNS0B056748I	LOC056751	-	-
1-1/4 to 2	BSTP PIPE**	1°	1-3/64 x 4	LNS0B066866I	LOC066867	-	-
2-1/2 to 3	BSTP PIPE**	1/2°	1-3/64 x 4	LNS0B039790I	LNSOC109113	-	-
3-1/2 to 4	BSTP PIPE**	1/2°	1-3/64 x 4	LNS0B039788I	LNSOC109114	-	-
4-1/2 to 6	BSTP PIPE**	1/4°	1-3/64 x 4	LNS0B039789I	LNSOC109115	-	-

\*Straight Holders Using Tapered Chasers

\*\*Optional cams required to produce NPSM and BSPP straight pipe threads.

K Chaser holder and chaser setting gage numbers that have the "L" prefix indicates that they are stocked items.

Numbers that are preceded by the "LNS" prefix indicates that they are non-stock items.